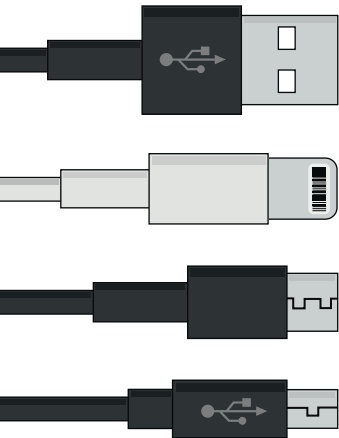


## Chargers



- Always use the genuine charger that came with your phone, tablet, e-cigarette, laptop, or mobile device
- Once devices are fully charged, disconnect and turn charger off
- Do not cover the charger or device as it may heat up during the charging process
- Never charge on soft furnishings, beds, sofas, carpets

## Portable heaters

- Treat portable heaters as you would an open fire or log burner and never leave unattended
- Plug directly into the wall socket and never extension cord
- Do not place too close to combustible sources such as sofas/beds/clothing

## Furniture

- Check new furniture complies with the Furniture and Furnishings (Fire) (Safety) Regulations 1988
- Look for the fire-resistant permanent label



**Stub out properly and dispose of carefully**

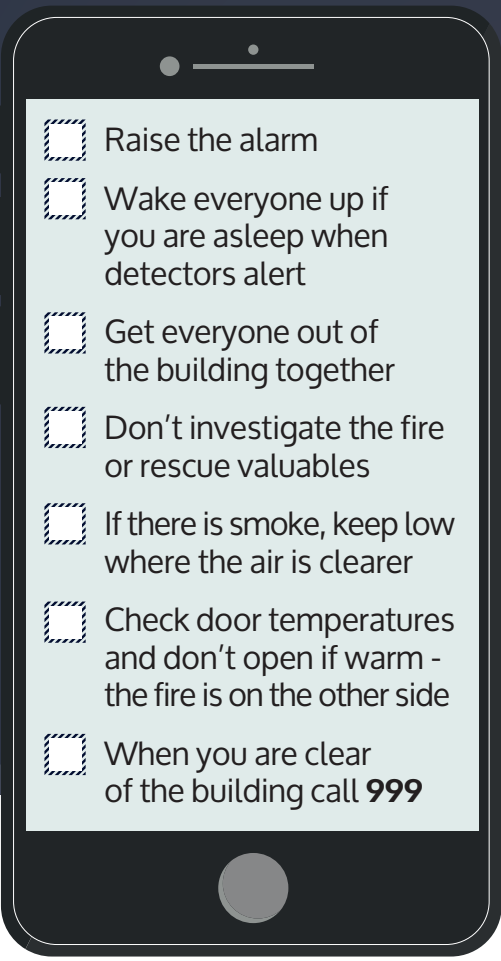
## Cigarettes

- Never smoke in bed
- Use ashtrays and empty to an outside bin regularly
- Use child resistant lighters or matchboxes and keep out of reach of children
- Take extra care if you smoke when tired, use medication or have been drinking alcohol - you could fall asleep and cause a fire



In the event of a fire, **don't tackle it yourself**

**GET OUT  
STAY OUT  
AND CALL  
999**



- Raise the alarm
- Wake everyone up if you are asleep when detectors alert
- Get everyone out of the building together
- Don't investigate the fire or rescue valuables
- If there is smoke, keep low where the air is clearer
- Check door temperatures and don't open if warm - the fire is on the other side
- When you are clear of the building call **999**

For further information and advice on any aspect of fire safety in the home please contact our Prevention Department on:

**NFRS Headquarters**  
Operations & Communications Centre,  
Room 8.2.6, Jubilee House, Falconers Chase,  
Wymondham. NR18 0WW

You can also get information & advice from our website [www.norfolk.gov.uk/fire](http://www.norfolk.gov.uk/fire)

Email [hq@fire.norfolk.gov.uk](mailto:hq@fire.norfolk.gov.uk)  
Telephone 0300 1231669

Scan the QR code to see how safe your home is from fire



**Norfolk**  
County Council

 Norfolk County Council



# Fire safety in your home

A guide for householders


## Smoke detectors

- Fit a smoke detector on every floor of your home, ideally on ceilings in the hallway or landing
- Don't put a smoke detector in the kitchen where it can be set off accidentally
- Test the batteries once a week. **Long life smoke detectors are available**



**Remember: Test it, change it, replace it**

## Be prepared



- Plan your escape routes and keep exits clear
- The best route is the usual way in and out of your home
- Get everyone to test your escape plan
- Keep door and window keys handy - tell members of your household where they are

## Electrical safety



- Don't overload sockets - keep to one plug per socket
- Unplug appliances when not in use or when you go to bed
- Always use the correct fuse
- Check and replace old cables and leads
- Do not place cables under carpets and mats



**Take care with hot oil as it can easily set alight**

### How to prevent common fires in the kitchen

- Do not leave cooking unattended - take pans off the heat
- Take care when wearing loose clothing - it can easily catch fire
- Keep electrical leads, tea towels, and cloths away from the oven or hob
- Spark devices are safer than matches or lighters to light gas cookers
- Switch off the oven or hob when you have finished cooking
- Never leave children alone in the kitchen
- If you deep fry food, consider buying a thermostatically controlled electric deep fat fryer

**Do not tackle pan fires: get out, stay out and call 999**

1. Never throw water over it
2. Turn off the heat if possible
3. Do not move the pan

## Bedtime checklist

- Close inside doors at night to stop a fire from spreading
- Turn off and unplug electrical appliances unless they are designed to be left on - like your freezer
- Check your cooker is turned off
- Don't leave electrical appliances such as washing machines, tumble dryers and dishwashers on.
- Turn heaters off and put up fireguards
- Put candles and cigarettes out properly
- Make sure exits are kept clear
- Agree your escape plan with overnight guests

**You are more at risk from fire when asleep**

## Candles

Make sure candles are secured in a proper holder and away from materials that may catch fire - like curtains.



- Put candles out when you leave the room, and make sure they're put out completely at night
- Use a snuffer or a spoon to put out candles. It's safer than blowing them out when sparks can fly
- Children and pets shouldn't be left alone with lit candles

## Lights

- Keep curtains and other fabrics away from light bulbs
- Do not exceed the maximum wattage on shades or fittings

## Check electrical appliances for signs of:

- Loose wiring
- Scorch marks
- Hot plugs and sockets
- Fuses that blow
- Circuit-breakers that trip
- Flickering lights

## L.I.V.E

- L** Look, smell and listen
- I** Investigate and isolate
- V** Visit [www.electricalcompetentperson.co.uk](http://www.electricalcompetentperson.co.uk) to find a qualified electrician
- E** Emergency? Call 999

**Keep all electrical appliances clean and in good working order**

**Make a fire escape plan**

**Don't overload sockets**

## Register my appliance

Improve your home safety by taking the simple step of registering your fridges, freezers and washing machines at [www.registermyppliance.org.uk](http://www.registermyppliance.org.uk) This is a safety precaution allowing you to be contacted quickly if a recall or free safety repair is ever needed. It's important to install and use appliances according to manufacturer's instructions.

